



DBS FOR PARKINSON'S

FREEDOM FROM LIMITATIONS:

Life-changing therapy designed around you.



According to the Parkinson's Foundation, **Deep Brain Stimulation (DBS) is the most important therapeutic advancement** since the development of levodopa.¹



WHAT IS DBS?

The loss of dopamine, a brain chemical responsible for regulating movement and emotions, plays a key role in the progression of Parkinson's symptoms. When the loss of dopamine increases to a point where medications no longer effectively manage symptoms, DBS can be a helpful option.

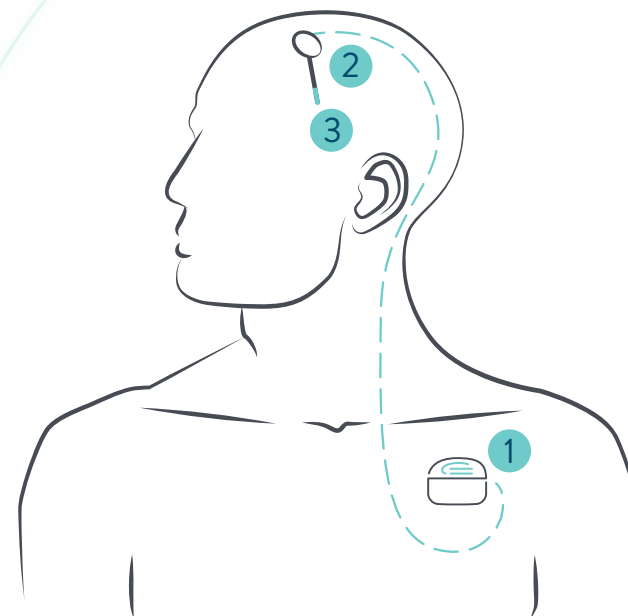
With **more than two decades of clinical evidence and 200,000+ patients implanted worldwide**; DBS is the most common surgical treatment option for Parkinson's.^{2,3}

People With DBS In Clinical Studies Have Shown:

- Improvement in motor symptoms including rigidity and tremor⁴
- Improved quality of life⁴
- Reduction in medication intake⁴
- Motor improvement sustained at 10 years⁵

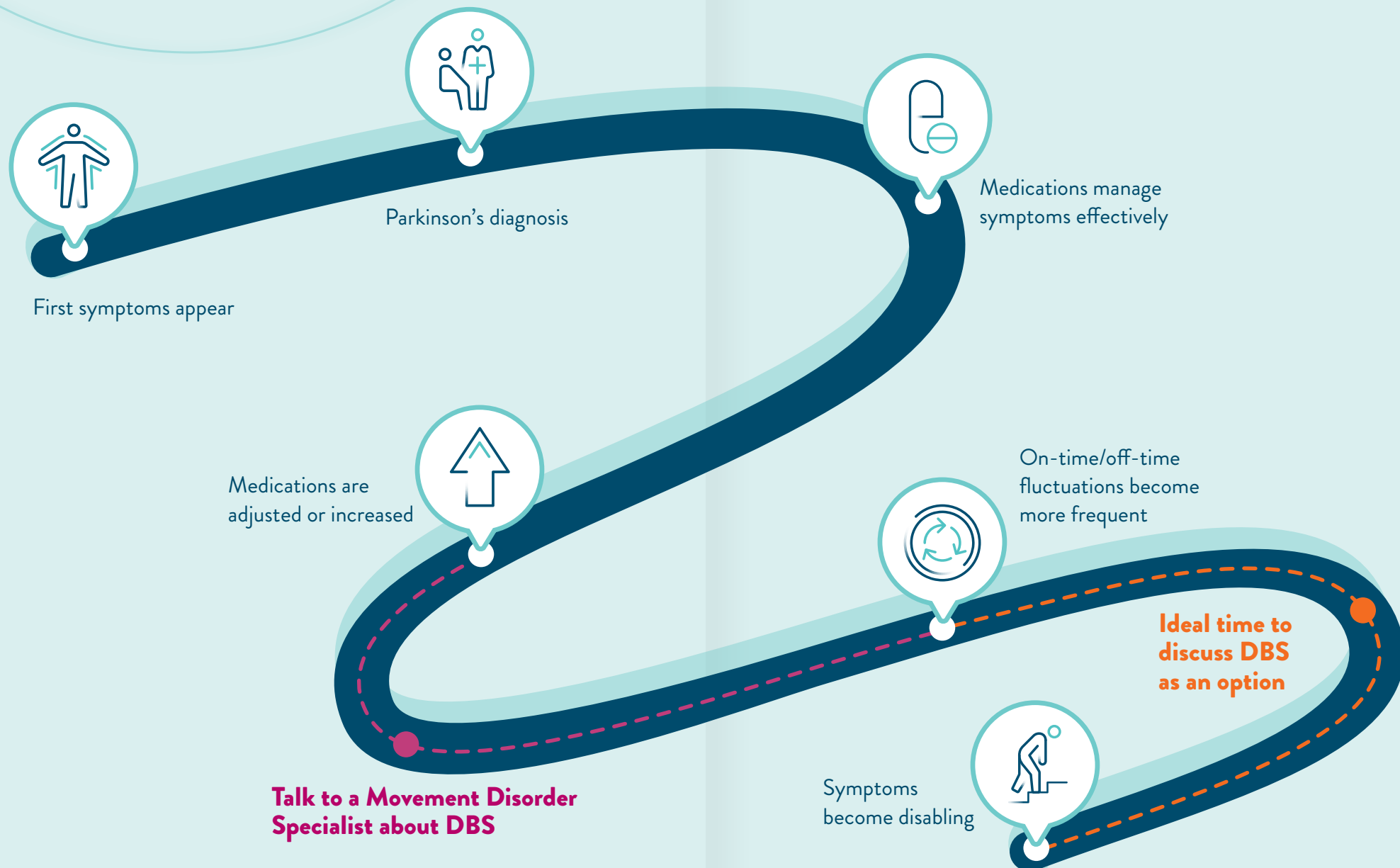
How DBS Therapy Works

- 1 The DBS battery sends energy pulses through thin wires called leads, like a pacemaker for the brain.
- 2 The leads target the specific areas of the brain responsible for movement disorder symptoms.
- 3 The pulses of energy help to relieve movement disorder symptoms.



WHEN SHOULD I GET DBS?

The optimal window for getting DBS therapy is when you're still responding to medication, but are no longer able to control motor symptoms and side effects with medication alone.⁶



THE ABBOTT DIFFERENCE

Abbott is committed to addressing the unique experiences and needs of individuals living with Parkinson's by providing **DBS systems that help people improve their quality of life**. Our commitment is not just about providing DBS devices; it's about listening and adapting to the evolving needs of people with Parkinson's.

“ Before DBS, managing daily life with frequent medications was difficult. Abbott DBS has transformed my quality of life, and I couldn't be happier with my choice. ”

Vivek P.
Abbott DBS Ambassador




PIONEERS OF DIRECTIONALITY

With **Abbott's introduction of directional lead technology**, the prospects for individuals with Parkinson's significantly improved.

Directional lead technology gives your doctor the ability to personalize your therapy while improving your therapeutic window: achieving better symptom relief with fewer side effects.⁷

90.6%

of patients
preferred directional
stimulation compared
to conventional
stimulation⁷



Expanding Possibilities

Achieving better
symptom relief with
fewer side effects.⁷

*Enlarged image – not actual size.

OPTIONS FOR

ANY LIFESTYLE

RECHARGEABLE Liberta RC™ DBS System

The Liberta RC™ DBS System is our smallest option available, and great for people who can maintain a recharging schedule.



SMALLEST DBS BATTERY
on the market⁸



LOWEST RECHARGE FREQUENCY
with 10 recharges per year^{9,10*}



UPGRADEABLE TECHNOLOGY
ensures wireless access to future upgrades without surgery



PERSONALIZED SETTINGS
from your personal smartphone with our downloadable app



REMOTE PROGRAMMING
With NeuroSphere™ Virtual Clinic, a first-of-its-kind connected care technology in the U.S. that allows people to communicate with their doctors, ensure proper settings and functionality, and receive new treatment settings remotely as needed without stepping foot in a doctor's office^{13§}

NON-RECHARGEABLE Infinity™ DBS System

The Infinity™ DBS System is an option for patients who prefer to simply turn on the device and not think about recharging.



LONG-LASTING NON-RECHARGEABLE
with the average battery lasting five years or longer¹¹



LOW MAINTENANCE
hassle-free requiring minimal effort



UPGRADEABLE TECHNOLOGY
ensures wireless access to future upgrades without surgery



PERSONALIZED SETTINGS
from your personal smartphone with our downloadable app



REMOTE PROGRAMMING
With NeuroSphere™ Virtual Clinic, a first-of-its-kind connected care technology in the U.S. that allows people to communicate with their doctors, ensure proper settings and functionality, and receive new treatment settings remotely as needed without stepping foot in a doctor's office.^{13§}

THE FUTURE OF CONNECTED CARE IS HERE

As Parkinson's progresses, follow-up appointments to reprogram the DBS device are necessary from time to time.

Abbott DBS systems are the **only DBS systems with NeuroSphere™ Virtual Clinic**, a first-of-its-kind connected care technology in the U.S. offering you a direct link to your healthcare provider for consultations and therapy adjustments from the comfort of home.^{13§}

BENEFITS

- Virtual care and therapy adjustments
- Shorter time to symptom improvement and therapy optimization¹⁴
- Initial studies suggest remote programming can save users and their care partners time and money¹⁵



9 OUT OF 10 PATIENTS¹⁶

- ✓ Agreed NeuroSphere™ Virtual Clinic improved their access to care
- ✓ Were satisfied with their experience
- ✓ Would use NeuroSphere™ Virtual Clinic again

COMMON QUESTIONS

1 Will insurance cover the DBS implant?

Medicare and most major insurance plans typically cover it. Ask the staff at your doctor's office how to ensure you have coverage.

2 How long does it take for symptoms to improve?

For some people, symptoms improve immediately after the procedure. Others may see improvements over several weeks or months as the doctor continues to make programming changes and adjusts medications.

“ I always say,
Abbott DBS gave
me my life back. ”

Darryn W.
Abbott DBS Ambassador



REAL EXPERIENCES. REAL SUPPORT.

Like Darryn, many people with Parkinson's have gotten their life back with DBS. Connect with an Ambassador to learn from someone who's found joy and relief through DBS or visit LifeWithDBS.com for additional FAQs and resources.

* Upon implant of the Liberta RC™ DBS System, 37 days of therapy when programmed with standard (nominal) stimulation settings as described in device instructions for use. Recommended recharge frequency and duration for competitor rechargeable DBS systems described in their respective IFU or clinical studies, which may involve different patient populations and other variables. Not a head-to-head comparison of stimulation settings or clinical outcomes.

† Based off comparison to height × width of the following smallest IPG offerings from U.S. manufacturers: Abbott Liberta RC™ DBS System: 18.6 cm2, Boston Scientific® Vercise Genus† R16: 24.0 cm2 and Medtronic† Percept† RC: 26.8 cm2.

§ Anywhere with a cellular or Wi-Fi* connection and sufficiently charged patient controller and neurostimulation device.

** Available on eligible Apple® mobile digital devices. For a list of personal Apple® mobile digital devices compatible with Abbott's Patient Controller app, visit <http://www.NMmobiledevicesync.com/dbs> OR <http://www.NMmobiledevicesync.com/cp>

1. Parkinson's Foundation. Deep Brain Stimulation. Parkinson's Foundation website. Accessed March 30, 2024. <https://www.parkinson.org/living-with-parkinsons/treatment/surgical-treatment-options/deep-brain-stimulation>
2. Lozano AM, Lipsman N, Bergman H, et al. Deep brain stimulation: current challenges and future directions. *Nat Rev Neurol*. 2019;15(3):148-160. doi:10.1038/s41582-018-0128-2
3. Proceedings of the eighth annual deep brain stimulation think tank: advances in optogenetics, ethical issues affecting DBS research, neuromodulatory approaches for depression, adaptive neurostimulation, and emerging DBS technologies. *Front Hum Neurosci*. 2021;15. doi:10.3389/fnhum.2021.644593
4. Perestelo-Pérez L, Rivero-Santana A, Pérez-Ramos J, et al. Deep brain stimulation in Parkinson's disease: meta-analysis of randomized controlled trials. *J Neurol*. 2014;261(11):2051-2060. doi:10.1007/s00415-014-7254-6
5. Castrioto A, Lozano A, Poon Y-Y, Lang AE, Fallis M, Moro E. Ten-year outcome of subthalamic stimulation in Parkinson disease. *Arch Neurol*. 2011;68(12):1550-1556. doi:10.1001/archneurol.2011.182
6. Hartmann CJ, Fliegen S, Groiss SJ, Wojtecki L, Schnitzler A. An update on best practice of deep brain stimulation in Parkinson's disease. *The Adv Neurol Disord*. 2019 Mar 28;12:1756286419838096. PMID: 30944587; PMCID: PMC6440024.
7. Schnitzler A, Mir P, Brodsky MA, et al. Directional Deep Brain Stimulation for Parkinson's Disease: Results of an International Crossover Study With Randomized, Double-Blind Primary Endpoint. *Neuromodulation*. 2022;25(6):817-828. doi:10.1111/ner.13407
8. Abbott. Liberta RC™ DBS System Size Comparison Claims Memo (MAT-2400043 v2.0). Plano, TX. 2024.
9. Abbott. Liberta RC™ DBS System Recharging Comparison Claims Memo. Plano, TX. 2024.
10. Abbott. Liberta RC™ Implantable Pulse Generator Clinician's Manual. Plano, TX. 2023.
11. Abbott. Infinity IPG Lifetime Determination Report, Development Technical Report. Document Number: 90933515.
12. Abbott. Infinity™ Implantable Pulse Generator Clinicians Manual. Plano, TX. 2022.
13. Abbott. Virtual Clinic First-of-its-kind Memo. Plano, TX. 2021.
14. Abbott. ROAM-DBS Clinical Study Report (CL1023599). Plano, TX. 2024.
15. Pintér D, Járдахázi E, Janszky J, Kovács N. Potential clinical and economic benefits of remote deep brain stimulation programming. *Sci Rep*. 2022 Oct 19;12(1):17420. doi:10.1038/s41598-022-22206-z. PMID: 36261678; PMCID: PMC9579619.
16. Esper CD, Merola A, Himes L, Patel N, Bezchlibnyk YB, Falconer D, Weiss D, Luca C, Cheeran B, Mari Z. Necessity and feasibility of remote tele-programming of deep brain stimulation systems in Parkinson's disease. *Parkinsonism Relat Disord*. 2022 Mar;96:38-42. doi:10.1016/j.parkreldis.2022.01.017. Epub 2022 Jan 24. PMID: 35151948.

Risk Information: There is no cure for Parkinson's disease (PD) and essential tremor (ET), but there are options available to treat symptoms. The first-line therapy is medication. Surgical treatments are also available. It's important to discuss with your doctor what's right for you along with the risks and side effects of each option, such as motor fluctuations or permanent neurological impairment. As with any surgery or therapy, DBS has risks and complications. Loss of coordination is a potential side effect of DBS therapy. Patients should exercise reasonable caution when participating in activities requiring coordination, including those that were done before receiving therapy (for example, swimming). Patients should also exercise reasonable caution when bathing. New onset or worsening depression, which may be temporary or permanent, is a risk that has been reported with DBS therapy. Suicidal ideation, suicide attempts, and suicide are events that have also been reported. Most side effects of DBS surgery are temporary and correct themselves over time. Some people may experience lasting, stroke-like symptoms, such as weakness, numbness, problems with vision or slurred speech. In the event that the side effects are intolerable, or you are not satisfied with the therapy, the DBS system can be turned off or surgically removed. Risks of brain surgery include serious complications such as coma, bleeding inside the brain, paralysis, seizures and infection. Some of these may be fatal.

Abbott

6901 Preston Rd., Plano, TX 75024 USA Tel: 1 972 526 8286
Neuromodulation.Abbott

Rx Only

Brief Summary: Prior to using Abbott devices, please review the User's Guide for a complete listing of indications, contraindications, warnings, precautions, potential adverse events, and directions for use. The system is intended to be used with leads and associated extensions that are compatible with the system.

Indications for Use: Bilateral stimulation of the subthalamic nucleus (STN) or the internal globus pallidus (GPi) as an adjunctive therapy to reduce some of the symptoms of advanced levodopa-responsive Parkinson's disease that are not adequately controlled by medications, and unilateral or bilateral stimulation of the ventral intermediate nucleus (VIM) of the thalamus for the suppression of disabling upper extremity tremor in adult essential tremor patients whose tremor is not adequately controlled by medications and where the tremor constitutes a significant functional disability.

Contraindications: Patients who are unable to operate the system or for whom test stimulation is unsuccessful. Diathermy, electroshock therapy, and transcranial magnetic stimulation (TMS) are contraindicated for patients with a deep brain stimulation system.

Warnings/Precautions: Return of symptoms due to abrupt cessation of stimulation (rebound effect), excessive or low frequency stimulation, risk of depression and suicide, implanted cardiac systems or other active implantable devices, magnetic resonance imaging (MRI), electromagnetic interference (EMI), proximity to electrosurgery devices and high-output ultrasonics and lithotripsy, ultrasonic scanning equipment, external defibrillators, and therapeutic radiation, therapeutic magnets, radiofrequency sources, explosive or flammable gases, theft detectors and metal screening devices, case damage, activities requiring excessive twisting or stretching, operation of machinery and equipment, pregnancy, pediatric use, and implant heating. Loss of coordination is a possible side effect of DBS Therapy, exercise caution when doing activities requiring coordination (for example, swimming), and exercise caution when bathing. Patients who are poor surgical risks, with multiple illnesses, or with active general infections should not be implanted.

Adverse Effects: Loss of therapeutic benefit or decreased therapeutic response, painful stimulation, persistent pain around the implanted parts (e.g., along the extension path in the neck), worsening of motor impairment, paresis, dystonia, sensory disturbance or impairment, speech or language impairment, and cognitive impairment. Surgical risks include intracranial hemorrhage, stroke, paralysis, and death. Other complications may include seizures and infection. User's Guide must be reviewed for detailed disclosure.

™ Indicates a trademark of the Abbott group of companies.

‡ Indicates a third-party trademark, which is property of its respective owner.

© 2024 Abbott. All Rights Reserved.

MAT-2404689 v1.0 | Item approved for U.S. use only.



Electronic Certificate

Document Number:

MAT-2404689

Document Name:

24-91361 DBS - Portfolio - Patient - Parkinson's DBS Decision Brochure

Version:

1 . 0

Description:

REVIEWERS

Content Owner - Wes Waychoff

Regulatory - Mary Mayka

Marketing - Wes Waychoff, Mike Frassica

MarCom - Patricia Stepaniuk

Clinical - Yagna Pathak [MEMO]

ATTACHMENTS

Document Coordinator Checklist

Clinical-Signed MEMO Review

Clinical-Signed MEMO Review Rd 2

Clinical-Signed MEMO Approval

Geography:

US

Country:

United States

Business Unit:

Neuromodulation

Product:

Indeflator Liberta

Type:

Material

Dissemination:

Print

Audience:

Consumer / Patient

Status:

Approved for Distribution

Approved for Distribution Date:

7/11/2024

Expiration Date:

7/11/2027

Role	Signature
Mary Mayka - Regulatory Approval (mary.mayka@abbott.com)	Meaning: As the Regulatory, I approve this document for use. Date: 10-Jul-2024 16:00:35 GMT+0000
Mike Frassica - Marketing Approval (michael.frassica@abbott.com)	Meaning: As the Marketing, I approve this document for use. Date: 10-Jul-2024 17:10:37 GMT+0000
Wesley Waychoff - Content Owner Approval (wesley.waychoff@abbott.com)	Meaning: As the Content Owner, I approve this document for use. Date: 10-Jul-2024 17:43:17 GMT+0000

Wesley Waychoff - Marketing Approval (wesley.waychoff@abbott.com)	Meaning: As the Marketing, I approve this document for use. Date: 10-Jul-2024 17:43:32 GMT+0000
Patricia Stepaniuk - MarComm Approval (patricia.stepaniuk@abbott.com)	Meaning: As the MarComm, I approve this document for use. Date: 10-Jul-2024 19:35:58 GMT+0000
Gina Xiong - Memo Approval (gina.xiong@abbott.com)	Meaning: As the Memo, I approve this document for use. Date: 11-Jul-2024 21:01:23 GMT+0000