




Abbott

EXPECT PROGRESS. RECLAIM CONTROL.

EXPLORE DBS THERAPY FOR PARKINSON'S DISEASE



EVERY DAY, WE'RE MAKING PROGRESS

WE'RE MAKING PROGRESS IN THE TREATMENT OF PARKINSON'S DISEASE SYMPTOMS

It may seem like the symptoms of Parkinson's disease go in only one direction. Tremors. Loss of mobility. Less control. But Abbott's directional deep brain stimulation (DBS) therapy has helped people with Parkinson's disease control these symptoms over time and live better, fuller, more active lives.*

More than 10 million people worldwide are living with Parkinson's disease.¹ That's why Abbott is continually innovating to treat the symptoms of Parkinson's disease more effectively, minimize side effects and help people with Parkinson's disease, like you, get back to living your best life.

THE LARGEST DIRECTIONAL DBS STUDY (PROGRESS) SHOWED THAT



**PARKINSON'S DISEASE PATIENTS COULD
BENEFIT FROM ABBOTT'S DIRECTIONAL DBS
WHEN COMPARED TO CONVENTIONAL DBS.^{2,3**}**

Life can move in a different direction. Find out whether the Abbott Infinity™ DBS System can help you take control and be you again.

**ENHANCED
QUALITY
OF LIFE⁴**

Parkinson's disease patients who were studied using DBS therapy have shown sustained improvement in quality of life for up to 10+ years.^{4*,***}

RECLAIM YOUR EVERYDAY

Whether you want to take a walk, go out for a meal with friends or work an eight-hour day, the Abbott Infinity™ DBS System is designed to fit seamlessly into your life and help you reclaim your everyday activities.

The Abbott Infinity™ DBS System offers you:

FREEDOM

Through a low-maintenance, recharge-free stimulator that saves you the burden of daily recharging.

CONTROL OF YOUR EVERYDAY

With a truly wireless app-based patient controller to manage your prescribed stimulation settings easily and discreetly, on a familiar Apple⁺ mobile device.

UNLOCKED POTENTIAL FOR THE FUTURE

To ensure access to the latest therapy advancements, with less disruption. Abbott DBS can receive updates wirelessly, as new software is approved.

LEAVE YOUR OPTIONS OPEN

The Abbott Infinity™ DBS System allows scanning with a wide variety of medical imaging techniques, including magnetic resonance imaging (MRI),[†] so you have options where your health is concerned.

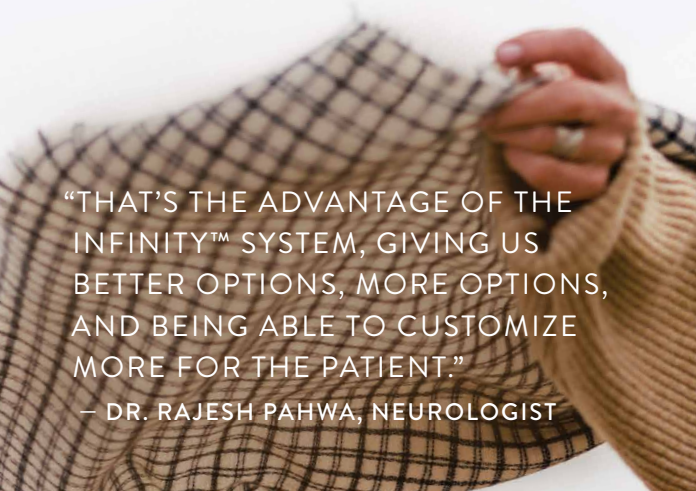
REDUCED RELIANCE ON MEDICATION

Abbott's DBS therapy has been proven to help people with Parkinson's disease reduce medication, among those surveyed at one year.⁵

ABBOTT'S DIRECTIONAL DIFFERENCE

DBS is a safe and effective therapy that has been used to benefit more than 150,000 people and successfully treat the symptoms of Parkinson's disease for nearly 20 years.^{6***} When **Abbott introduced a groundbreaking new directional DBS system** in 2016, the outlook for people with Parkinson's disease changed for the better.

DBS systems are implanted devices, similar to pacemakers, that deliver mild electrical pulses to modulate specific targets in the brain through thin wires called leads. The Abbott Infinity™ DBS System features directional lead technology, which gives your doctor the ability to **precisely target and tailor your therapy with more options**, optimizing symptom control while limiting potential side effects.^{3,7,8}



“THAT’S THE ADVANTAGE OF THE INFINITY™ SYSTEM, GIVING US BETTER OPTIONS, MORE OPTIONS, AND BEING ABLE TO CUSTOMIZE MORE FOR THE PATIENT.”

— DR. RAJESH PAHWA, NEUROLOGIST

TAKE CONTROL. BE YOU AGAIN.

Abbott's DBS therapy is proven to effectively manage the motor symptoms of Parkinson's disease and provide:



**MORE HOURS OF GOOD QUALITY
“ON-TIME”⁵**

AND



**BETTER CONTROL OF MOTOR
SYMPTOMS DURING REDUCED
“OFF-TIMES”⁵ COMPARED TO
USING ONLY THE BEST MEDICAL
THERAPY ALONE**



**FEWER SIDE EFFECTS³ COMPARED
TO CONVENTIONAL DBS**



WHAT WILL YOU CHOOSE?

Overwhelmingly, participants who tried both conventional and directional DBS preferred Abbott's directional DBS over conventional DBS.³

- 2X as many patients preferred Abbott's directional DBS to conventional DBS.^{3††}
- Doctors preferred Abbott's directional stimulation for their patients, due to symptom relief and the ability to avoid side effects.^{3††}

95.5%

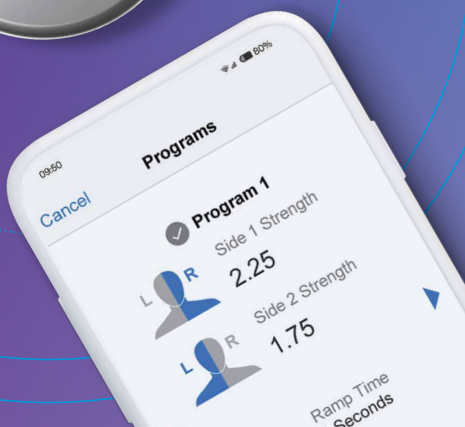
OF USERS WITH
PARKINSON'S DISEASE
RECOMMEND ABBOTT
DBS TO OTHERS⁵

**LEARN MORE ABOUT HOW THE
ABBOTT INFINITY™ DBS SYSTEM
MAY HELP YOU.**

Visit Neuromodulation.Abbott/DBS to hear the stories of people who use Abbott therapy to take control of their life.

“I USED TO SAY TO MYSELF: IF I COULD JUST HAVE ONE DAY. JUST GIVE ME ONE DAY. AND NOW I’VE GOT EVERY DAY.”

— OLSON, USER OF THE ABBOTT INFINITY™ DBS SYSTEM



There is no cure for Parkinson's disease (PD) and essential tremor (ET), but there are options available to treat symptoms. The first-line therapy is medication. Surgical treatments are also available. It's important to discuss with your doctor what's right for you along with the risks and side effects of each option, such as motor fluctuations or permanent neurological impairment. As with any surgery or therapy, DBS has risks and complications. New onset or worsening depression, which may be temporary or permanent, is a risk that has been reported with DBS therapy. Suicidal ideation, suicide attempts, and suicide are events that have also been reported. Most side effects of DBS surgery are temporary and correct themselves over time. Some people may experience lasting, stroke-like symptoms, such as weakness, numbness, problems with vision or slurred speech. In the event that the side effects are intolerable or you are not satisfied with the therapy, the DBS system can be turned off or surgically removed. Risks of brain surgery include serious complications such as coma, bleeding inside the brain, paralysis, seizures and infection. Some of these may be fatal.

*Abbott DBS therapy has demonstrated safety and effectiveness out to 5 years.⁹

**Based on wider therapeutic window findings that increase the programming possibilities that could achieve beneficial symptom relief before sustained side effects appear.

***Based on data from all manufacturers.

[†]Within approved parameters.

^{††}When compared sequentially.

References

1. European Parkinson's Disease Association. What is Parkinson's? Web site. <https://www.epda.eu.com/about-parkinsons/what-is-parkinsons/>. Updated 2017. Accessed December 3, 2019.
2. Abbott. Data on File. PROGRESS Largest Study Memo. SJM-INF-0419-0314.
3. Vesper J, Mir P, Brodsky M, Verhagen L, Groppa S, Cheeran B, Karst E, Defresne F, Schnitzler A. "Directional versus conventional deep brain stimulation for Parkinson's disease: 3-month results of a prospective, blinded-comparison, multicenter study." Oral presentation at: World Society Stereotactic and Functional Neurosurgery Congress; June 26, 2019; New York.
4. Castrioto A, Lozano AM, Poon YY, Lang AE, Fallis M, Moro E. Ten year outcome of subthalamic stimulation in Parkinson disease: A blind evaluation. *Archives of Neurology*. 2011;68(12):1550-1556. <http://dx.doi.org/10.1001/archneurol.2011.182>. n = 18.
5. Abbott. Data on File. Parkinson's Disease Final Report C-04-01. 2012. n = 135.
6. U.S. Food and Drug Administration. "Premarket Approval (PMA) Supplement 7 Approval Letter." P960009S007A. January 14, 2002. https://www.accessdata.fda.gov/cdrh_docs/pdf/P960009S007A.pdf.
7. Rebelo P, Green AI, Aziz Tz, Kent A, Schafer D, Venkatesan L, Cheeran B. Thalamic Directional Deep Brain Stimulation for Tremor: Spend Less, Get More. *Brain Stimulation*. 2018. <https://doi.org/10.1016/j.brs.2017.12.015>.
8. Butson CR, Venkatesan L. Comparison of neural activation between standard cylindrical and novel segmented electrode designs. Poster presented at: MDS 2014.
9. Abbott. Data on File. Parkinson's Disease Interim Report C-06-04. 2014. n = 98.

Abbott

One St. Jude Medical Dr., St. Paul, MN 55117 USA, Tel: 1 651 756 2000
Neuromodulation.Abbott

Rx Only

Brief Summary:

Prior to using these devices, please review the Instructions for Use for a complete listing of indications, contraindications, warnings, precautions, potential adverse events, and directions for use. The system is intended to be used with leads and associated extensions that are compatible with the system.

Indications for Use:

U.S.: Bilateral stimulation of the subthalamic nucleus (STN) and internal globus pallidus (GPi) as an adjunctive therapy to reduce some of the symptoms of advanced levodopa-responsive Parkinson's disease that are not adequately controlled by medications, and unilateral or bilateral stimulation of the ventral intermediate nucleus (VIM) of the thalamus for the suppression of disabling upper extremity tremor in adult essential tremor patients whose tremor is not adequately controlled by medications and where the tremor constitutes a significant functional disability.

International: Unilateral or bilateral stimulation of the thalamus, internal globus pallidus (GPi), or subthalamic nucleus (STN) in patients with levodopa-responsive Parkinson's disease, unilateral or bilateral stimulation of the ventral intermediate nucleus (VIM) of the thalamus for the management of disabling tremor, and unilateral or bilateral stimulation of the internal globus pallidus (GPi) or the subthalamic nucleus (STN) for the management of intractable, chronic dystonia, including primary and secondary dystonia, for patients who are at least 7 years old.

Contraindications:

U.S.: Patients who are unable to operate the system or for whom test stimulation is unsuccessful. Diathermy, electroshock therapy, and transcranial magnetic stimulation (TMS) are contraindicated for patients with a deep brain stimulation system.

International: Patients who are unable to operate the system or for whom test stimulation is unsuccessful. Magnetic resonance imaging (MRI) is contraindicated in certain countries. Diathermy is contraindicated for patients with a deep brain stimulation system.

Warnings/Precautions: Return of symptoms due to abrupt cessation of stimulation (rebound effect), excessive or low frequency stimulation, risk of depression and suicide, implanted cardiac systems or other active implantable devices, magnetic resonance imaging (MRI), electromagnetic interference (EMI), proximity to electrosurgery devices and high-output ultrasonics and lithotripsy, ultrasonic scanning equipment, external defibrillators, and therapeutic radiation, therapeutic magnets, radiofrequency sources, explosive or flammable gases, theft detectors and metal screening devices, activities requiring excessive twisting or stretching, operation of machinery and equipment, pregnancy, and case damage. Patients who are poor surgical risks, with multiple illnesses, or with active general infections should not be implanted. **Adverse Effects:** Loss of therapeutic benefit or decreased therapeutic response, painful stimulation, persistent pain around the implanted parts (e.g. along the extension path in the neck), worsening of motor impairment, paresis, dystonia, sensory disturbance or impairment, speech or language impairment, and cognitive impairment. Surgical risks include intracranial hemorrhage, stroke, paralysis, and death. Other complications may include seizures and infection. User's Guide must be reviewed for detailed disclosure.

TM Indicates a trademark of the Abbott group of companies.

‡ Indicates a third party trademark, which is property of its respective owner.

© 2020 Abbott. All Rights Reserved.

35858 MAT-1901419 v1.0 | Item approved for global use.

